



OPEN ACCESS

ORIGINAL ARTICLE

The role of salt intake and salt sensitivity in the management of hypertension in South Asian people with chronic kidney disease: a randomised controlled trial

Ione de Brito-Ashurst,^{1,2} Lin Perry,³ Thomas A B Sanders,¹ Jane E Thomas,¹ Hamish Dobbie,² Mira Varagunam,⁴ Muhammad M Yaqoob⁴

► Additional material is published online only. To view please visit the journal online (<http://dx.doi.org/10.1136/heartjnl-2013-303688>).

¹Diabetes & Nutritional Science Division, Kings College London, Franklin-Wilkins Building, London, UK

²Renal Unit, The Royal London Hospital, Barts Health NHS Trust, London, UK

³Faculty of Health, University of Technology, Sydney, New South Wales, Australia

⁴William Harvey Research Institute, Barts and the London School of Medicine and Dentistry, Department of Experimental Medicine and Nephrology, Queen Mary University of London, London, UK

Correspondence to

Dr Ione de Brito-Ashurst, The Royal Brompton Hospital, Sydney Street, South Kensington, London SW3 6NP, UK; i.ashurst@rbht.nhs.uk

Received 2 February 2013

Accepted 7 May 2013

Published Online First

13 June 2013



Open Access
Scan to access more
free content

To cite: de Brito-Ashurst I, Perry L, Sanders TAB, et al. *Heart* 2013;**99**:1256–1260.

ABSTRACT

Background The effectiveness of salt restriction to lower blood pressure (BP) in Bangladeshi patients with chronic kidney disease (CKD) is uncertain.

Objective To test the hypothesis that a tailored intervention intended to reduce salt intake in addition to standard care will achieve a greater reduction in BP in UK Bangladeshi patients with CKD than standard care alone.

Design A randomised parallel-group controlled trial conducted over a 6 month period.

Setting A tertiary renal unit based in acute care hospital in East London.

Participants 56 adult participants of Bangladeshi origin with CKD and BP >130/80 mm Hg or on antihypertensive medication.

Intervention Participants were randomly allocated to receive a tailored low-salt diet or the standard low-salt advice. BP medication, physical activity and weight were monitored.

Main outcome measures The primary outcome was change in ambulatory BP. Adherence to dietary advice was assessed by measurement of 24 h urinary salt excretion.

Results Of 56 participants randomised, six withdrew at the start of the study. During the study, one intervention group participant died, one control group participant moved to Bangladesh. Data were available for the primary endpoint on 48 participants. Compared with control group the intervention urinary sodium excretion fell from 260 mmol/d to 103 mmol/d (−131 to −76, $p<0.001$) at 6 months and resulted in mean (95% CI) falls in 24 h systolic/diastolic BP of −8 mm Hg (−11 to −5)/2 (−4 to −2) both $p<0.001$.

Conclusions A tailored intervention can achieve moderate salt restriction in patients with CKD, resulting in clinically meaningful falls in BP independent of hypertensive medication.

Trial Registration ClinicalTrials.gov NCT00702312.

INTRODUCTION

Chronic kidney disease (CKD) prevalence is three to five times higher in the Bangladeshi population compared with other ethnic groups in the UK.¹ Hypertension is the cause and consequence of CKD² and extracellular volume expansion is an important factor in the development and maintenance of hypertension in patients with CKD.³ The

British Bangladeshi population has an unusually high salt intake, twice that of the general population, which might contribute to CKD and hypertension.⁴ An intake of less than 6 g salt/d (~100 mmol Na/d)⁵ is advised in the UK and Europe based on the association of salt intake with blood pressure (BP) and cardiovascular disease rather than the much lower intake required to prevent sodium deficiency. However, even greater restrictions to below 60 mmol Na/d have been proposed in NICE guidelines. Nevertheless, a recent systematic review suggested an adverse effect of intakes as low as 3.5 g/d.⁶ Meta-analyses of salt restriction studies show a greater BP lowering effect of salt restriction in hypertensive compared with normotensive subjects; under optimal conditions reductions in systolic/diastolic BP of 7/4 mm Hg⁷ can be obtained with salt intake reduced to 100 mmol/d. Patients with resistant hypertension, defined as BP that remains above target despite the use of three or more antihypertensive medications,⁸ are thought to be salt sensitive.⁹ However, adherence to dietary advice is often poor resulting in smaller changes (<1 mm Hg) in BP of dubious clinical value. In previous work we investigated barriers to dietary salt restriction in Bangladeshi patients with CKD in East London¹⁰ and developed a strategy intended to reduce salt intake in these patients. This present study set out to test the hypothesis that a low-salt educational intervention tailored to meet the needs, customs and practices of this population in addition to standard hypertension medication management would result in greater BP reduction than standard care alone: a first such intervention with this population group.

METHODS

A parallel-group randomised trial design was selected, and conducted between June 2008 and July 2009. Ethical approval was obtained from the relevant research ethics committee.

Participants were patients with established moderate–severe CKD of Bangladeshi origin residing in East London, UK. Inclusion criteria were estimated glomerular filtration rate (eGFR) <60 mL/min and mean BP >130/80 mm Hg on at least two clinic visits or taking antihypertensive medication. Patients on dialysis, those with a body mass index <20 or >35 kg/m², urinary incontinence, or

cognitive impairment or mental problems impairing their ability to participate were excluded.

Participants were recruited at the predialysis clinic of a tertiary renal unit in London by the researcher. Randomisation to treatment was conducted by the study statistician using computer-generated random blocks with block sizes between four and eight and the group assignment given to the researcher. This was a dietary behaviour intervention, thus, neither participants nor the dietitian administering the intervention could be blinded to treatment allocation. Data analysis was conducted by the study statistician who was blinded to treatment allocation.

Intervention

The intervention group was initially advised by the study dietitian at the hospital clinic followed by practical cooking and educational sessions in the community facilitated by Bengali workers and attended by the researcher (see online supplementary file). Community cooking sessions were delivered in conjunction with Community Kitchen UK.¹¹ In the community sessions, intervention participants cooked two versions of their traditional meals: one followed their usual recipe, the other had salt reduced by 50%. Fortnightly telephone calls from a Bengali worker followed, to reinforce advice and set new targets. The control group received usual care from the renal clinic in the form of a low sodium general dietary advice sheet sent by post with the physician's letter. This had not been specifically adapted for Bangladeshi diets.

Data collection

Data collected at enrolment included age, sex, medication use and comorbidities, including diabetes mellitus. Data collection for the primary outcome was by ambulatory BP measured using TM-2430-13 devices (A&D Medical, Milpitas, California, USA; graded A/A by the British Hypertension Society) and Doctor Pro software, in accordance with recommendations.¹² Daytime measurements were taken at 30 min intervals, night-time measurements every 60 min. Height, weight and body composition (total body water) were measured using the Fresenius Medical Care D GmbH Body Composition Monitor; blood samples were obtained for glycosylated haemoglobin (HbA1c). Physical activity levels were recorded using the YamaxDigi-Walker SW-200 (Yamax Corporation, Tokyo, Japan) pedometer, shown to have an overall mean absolute error of 3% for outdoor normal walking.¹³ The accuracy of the pedometer on each participant was checked by a 20-step test at the outset, with an acceptance criterion of ± 2 steps.¹³ Data were collected at two time points, at baseline and at end of study—6 months later.

Outcomes

The primary outcome was reduction in systolic BP (SBP) determined by 24 h ambulatory monitoring. Secondary outcomes were changes in diastolic BP and reduction in eGFR. Measurement of 24 h urinary sodium, potassium and creatinine were undertaken using routine methods at baseline and follow-up as indices of adherence to the intervention and determined by assessors blinded to treatment allocation.

Statistical analysis

Sample size calculations were based on a sample of 25 participants per group giving 80% power to detect a significant reduction in the mean SBP of 8 mm Hg at $p < 0.05$ between the two groups (which was regarded as clinically relevant difference), assuming a SD of 10 mm Hg.¹⁴ Sample size was increased to 26 per group to allow for non-compliance or dropout. Analyses

were conducted on an intention-to-treat basis. Changes within groups between baseline and follow-up at 6 months were compared using analysis of covariance and results are expressed as mean values with 95% CIs using Stata V.10 (StataCorp LP, Texas, USA).

RESULTS

Participant recruitment and progress through the trial is shown in figure 1. Of the 56 participants recruited six withdrew; three cited the inconvenience of 24 h urine collection, two were unwilling to undergo ambulatory BP monitoring and one was unwilling to attend the community cooking activity. One intervention group participant died; one control group member relocated to Bangladesh. Data were available for 48 participants. Details are shown in table 1; groups were well-matched including for antihypertensive medication, with most receiving ACE inhibitor or angiotensin-receptor blocking medicines and diuretics.

Adherence to the dietary intervention

All participants attended the initial briefing session with the study dietitian. Male participants attended with their wives, daughters or sisters while female participants attended with their daughters or daughters-in-law. Participants were split into four groups of six or seven to attend the community cooking sessions; each group was to attend two weekly consecutive sessions. Male participants chose not to attend but sent a female representative; a wife, daughter or sister for single men. The first weekly session was attended by 88% (23/25) of the participants or representatives; the second and final session was attended by 84% (21/25). Overall, all participants attended at least one cooking session.

Adherence to dietary salt recommendations was indicated by urinary sodium excretion. At baseline urinary sodium excretion was approximately 260 mmol/24 h in both groups (figure 2). After 6 months, this had reduced by 122 mmol/24 h (95% CI -140 to -105 , $p < 0.001$) in the intervention group, and by 13 mmol/24 h (95% CI -18 to -8 , $p < 0.001$) in the control group. At follow-up sodium excretion differed significantly between groups, by 103 mmol (95% CI -131 to -76 , $p < 0.001$).

Primary and secondary outcomes

Systolic BP was elevated in both groups at baseline but fell by 8 mm Hg (95% CI 5 to 11, $p = 0.0003$) on tailored intervention compared with the usual care group. Figure 3 shows the significant ($p < 0.001$) falls in daytime and night systolic and diastolic BP in the intervention group compared with the control group. Non-dipping, that is loss of the normal nocturnal reduction in night-time SBP, with a difference > 10 mmHg between night-time and daytime SBP, was observed in 60% (15/25) of the intervention group and 56% (13/23) of the control group at baseline. At follow-up this reduced by 40% (6/25; $p = 0.02$) in the intervention group but remained unchanged in the control group.

The observed changes in eGFR from baseline to follow-up were similar for both groups. An eGFR decline of 3.0 (95% CI 0.1 to 6.0) and 3.4 (95% CI 1.0 to 5.7) mL/min per 1.73 m² were observed in the intervention and control groups respectively.

Covariate findings

Potassium excretion was low (40 mmol/d) in both groups and unchanged at follow-up. Physical activity levels were low in both groups and remained unchanged during the study. Glycosylated haemoglobin concentrations remained elevated at

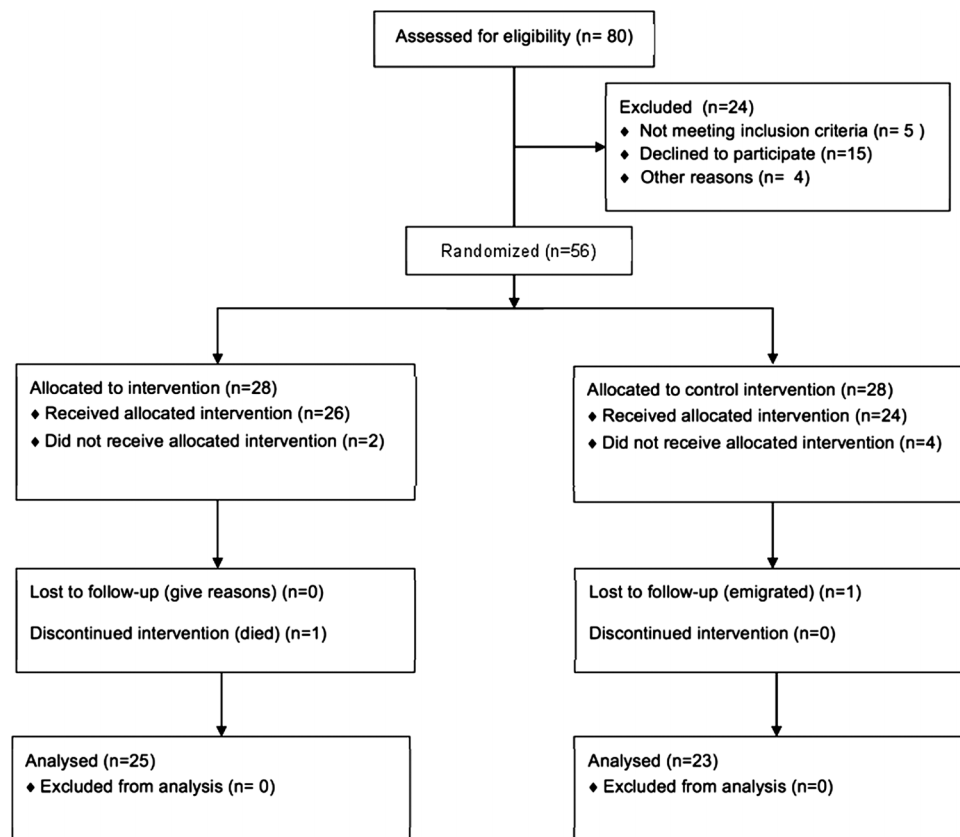


Figure 1 CONSORT flow chart of participant recruitment, allocation and assessment.

>8.0%, indicating poor but unchanging diabetic control in both groups. Body weight did not change in either group, but there was a modest but statistically significant reduction in mean total body water in the intervention group (0.50 L, $p<0.01$)

compared with no change in the control group (0.26 L, not statistically significant.).

DISCUSSION

Dietary advice to lower salt intake is routinely given to patients with CKD in the form of an information sheet; this study suggests this is ineffective at changing behaviour. By contrast, the dietitian-led intervention which identified the sources of salt in the Bangladeshi diet and developed strategies to lower intake, achieved a reduction in dietary salt intake of over 100 mmol/d. While mean urinary sodium excretion still remained well above the UK target of 100 mmol/day,¹⁵ postintervention group results

Table 1 Baseline characteristics for the intervention and control groups

| | Control (n=23) | | Intervention (n=25) | |
|--------------------------------|----------------|-------|---------------------|-------|
| | Mean | SD | Mean | SD |
| Age (y) | 60.7 | 12.0 | 55.7 | 15.1 |
| Male : female (No) | 14 : 9 | | 14 : 11 | |
| Mean 24 h systolic BP mm Hg | 156.0 | 10.7 | 149.3 | 15.2 |
| Mean 24 h diastolic BP mm Hg | 85 | 5.8 | 85 | 6.3 |
| Diabetes (%) | 14 | (60) | 17 | 68 |
| Glycosylated Hb (%) | 8.6 | 1.8 | 8.9 | 1.9 |
| GFR mL/min/1.73 m ² | 42 | 15.3 | 41 | 17.2 |
| Urinary sodium mmol/24 h | 259 | 47.1 | 263 | 54.0 |
| Urinary potassium mmol/24 h | 39 | 6.9 | 43 | 4.0 |
| Urinary creatine mmol/24 h | 11.15 | 1.9 | 10.75 | 1.3 |
| No of BP medications/patient* | 3 | (2,4) | 3 | (2,4) |
| Total body water (kg) | 33.1 | 5.9 | 33.4 | 5.2 |
| BMI (kg/m ²) | 27.1 | 5.2 | 26.6 | 5.4 |
| Physical activity (steps/day)* | 2,534 | 1,101 | 2,471 | 1,419 |

No statistical significant differences between the two groups.

*Median with IQR.

BMI, body mass index; BP, blood pressure; GFR, glomerular filtration rate, Hb, haemoglobin.

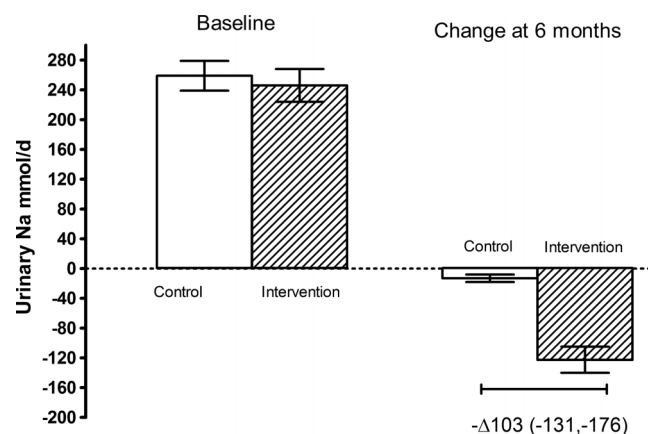


Figure 2 24 h urinary sodium excretion for intervention and control groups is shown as the mean difference with 95% CI in parenthesis. All differences are $p<0.001$. Control $n=23$, Intervention $n=25$.

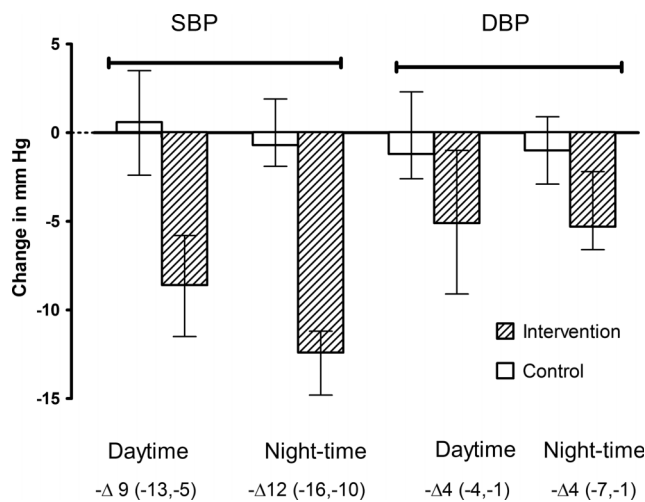


Figure 3 Changes in daytime and night-time systolic blood pressure (SBP) and diastolic blood pressure (DBP). Mean values and changes with 95% CI. All differences are $p < 0.001$. Control $n = 23$, Intervention $n = 25$.

were more similar to those seen in the UK white population. This reduction in salt intake led to a highly significant fall of 8/3 mm Hg in BP; very close to the figure predicted by meta-analyses.⁷

The dietary approach used has also been shown to be effective in BP reduction with other ethnic groups with high dietary salt intakes.¹⁶ Behavioural intervention studies have previously demonstrated that knowledge is a key contributing factor to adherence to low-salt diet¹⁴ and that lack of knowledge is a key barrier in dietary modification and adherence.^{17, 18} However, knowledge of the need to reduce dietary salt intake is not always enough to ensure dietary modification and adherence. This study shows that knowledge tailored to recipients' needs and contexts, delivered in a practical and acceptable manner, can effect behavioural change and achieve health benefits.

Our previous studies showed that Bangladeshi patients with CKD have much higher intakes of salt than the general population, with much of the salt being added during home preparation of food rather than during processing, as is the case in the general population. Consequently, routine advice for salt reduction designed for predominantly white European populations was not appropriate for this group of patients, for whom the engagement of family members was crucial. This was particularly relevant for these study participants, who almost exclusively ate home-prepared meals in family groups.

We noted that over half of the Bangladeshi patients with CKD had raised BP throughout the day and night: the 'non-dipping' effect. Previously 'non-dipping' prevalence has been found to increase with worsening CKD, with 15% of normal subjects affected increasing to 75% in those with stage five CKD.¹⁹ Non-dipping has been associated with increased target-organ damage (heart, brain, kidney),^{20–22} raised frequency of stroke and myocardial infarction,²³ and higher cardiovascular mortality.²² Decreased salt intake and urinary sodium excretion led to greater reduction in night-time SBP compared with daytime, and the restoration of the normal physiological night-time dip in BP in many patients. In black salt-sensitive patients with hypertension salt restriction improved the circadian rhythm of BP with a return to dipping pattern.²⁴ Our study confirmed that salt reduction can change the pattern from 'non-dipper' to 'dipper', and a recent review has

concluded that the South Asian population is salt sensitive.²⁵ A return to a 'dipping' BP pattern may lead to a significant reduction in the risk of vascular events for this patient group but long-term follow-up is required to demonstrate this.

Comparison with other studies

Data supporting our findings were reported by MacGregor *et al.*,²⁶ who demonstrated that when urinary sodium excretion dropped by 100 mmol/24 h, subjects supine BP declined by 8/5 mm Hg ($p < 0.01$); a sodium reduction of 150 mmol/24 h led to a larger decline of 16/9 mm Hg. Similarly, a modest salt reduction of 50 mmol/24 h (from a much lower baseline than in our participants: an average of 177 mmol/24 h) resulted in 7/3 mm Hg drop in BP in a randomised trial in older people.²⁷ A recent meta-analysis of 17 trials in hypertensive individuals over ≥ 4 weeks supports the approximate magnitude of this effect.⁷ A recent study of modest dietary sodium restriction in patients receiving ACE medicines showed 11 mm Hg reduction in SBP in non-diabetic nephropathy.²⁸ Our study confirms this magnitude of association between reduction in sodium excretion and BP values. Moreover, our study is the first study to our knowledge of a population with CKD with traditionally high salt intake and hypertension with a follow-up period of 6 months suggestive of sustained benefit in the tailored intervention approach.

Strengths and limitations

The strength of this study is that it delivered an effective salt reduction dietary intervention for this group of patients, and demonstrated participants' adherence to dietary advice through 24 h urinary sodium excretion. However, only single 24 h urine collections and 24 h ambulatory BP recordings were made. Further, treatment allocation could not be blinded. Therefore, ambulatory BP readings were analysed centrally in the hypertension unit by a statistician who was blinded to the treatment allocation. Hence the results were relatively less likely subject to bias. It remains uncertain whether reducing BP may translate into slowing of disease progression or reduction in cardiovascular events.

Applicability and generalisability

The Bangladeshi population and indeed the South Asian group are known for a high dietary salt intake, are at a high risk of CKD and thus, hypertension development. Dietary salt reduction can safely and usefully be extended to other family members who may in time also be at risk of developing hypertension. Other ethnic groups with a high prevalence of CKD and hypertension, such as black African and Afro-Caribbean populations, may also benefit from tailored dietary interventions to reduce salt intake.

CONCLUSION

This study demonstrates the importance of tailoring dietary advice to patients' contexts, cultures and needs, particularly for minority and high-risk groups. Healthcare professionals need education and training in methods to enable them to translate generic principles of healthy living and health promotion in such a way as to successfully deliver education and promote its application in the daily lives of their patients. Policy makers need to recognise the importance of resourcing complementary approaches to medication for effective BP control. An integrated approach, drawing on multiple successful approaches to hypertension reduction, offers the best option for BP management in patients with CKD.

Acknowledgements This is an original work that has not been published before and is not under consideration in any other journal. IdeB-A would also like to thank Nadia Pendleton, food writer director of community kitchen UK, for the training and support on conducting the practical educational sessions in the community. Finally, this study was funded by Barts and The London Charitable Foundation. IdeB-A, the recipient of this Fellowship award, would like to thank this organisation for their financial support.

Contributors IdeB-A, researcher, designed the study and data collection tools, conducted educational intervention, collected data for the whole trial, drafted and revised the paper. MV, statistician, wrote the statistical analysis plan, analysed the data, drafted and revised the paper. MMY, LP, HD, TABS and JET were supervisors. The supervisors contributed to the design of the study and data collection tools, monitored data collection for the whole trial, drafted and revised the paper.

Funding This research was funded by a PhD fellowship grant made to IdeB-A from the trustees of Barts and The London Charitable Foundation. The analysis, interpretation of data, generation of the manuscript and decision to submit for publication were carried out independently of the funding body.

Competing interests All authors declare that for this submitted work: IdeB-A received salary support from a grant made to Barts and The London NHS Trust by the trustees of Barts and The London Charitable Foundation.

Ethics approval East London & The City Research Ethics Committee 3.

Provenance and peer review Not commissioned; externally peer reviewed.

Data sharing statement The original article was prepared from a database established by the corresponding author and it is accessible to all listed authors. This database remains the intellectual property of Barts and The London NHS Trust, but confidential data sharing agreements may be entered into to address any questions in relation to the trial. All data relevant to this author are presented here.

Open Access This is an Open Access article distributed in accordance with the Creative Commons Attribution Non Commercial (CC BY-NC 3.0) license, which permits others to distribute, remix, adapt, build upon this work non-commercially, and license their derivative works on different terms, provided the original work is properly cited and the use is non-commercial. See: <http://creativecommons.org/licenses/by-nc/3.0/>

REFERENCES

- Roderick PJ, Jones I, Raleigh VS, *et al.* Population need for renal replacement therapy in Thames regions: ethnic dimension. *BMJ* 1994;309:1111–14.
- Saweirs WW, Goddard J. What are the best treatments for early chronic kidney disease? A background paper prepared for the UK consensus conference on early chronic kidney disease. *Nephrol Dial Transplant* 2007;22(Suppl 9):ix31–38.
- Chen CH, Lin YP, Yu WC, *et al.* Volume status and blood pressure during long-term hemodialysis: role of ventricular stiffness. *Hypertension* 2003;42:257–62.
- De Brito-Ashurst I, Perry L, Sanders TA, *et al.* Dietary salt intake of Bangladeshi patients with kidney disease in East London: an exploratory case study. *E-J Clinical Nutrition Metabolism* 2009;4:e35–40.
- Agency FS. *Why 6g? A summary of the scientific evidence for the salt intake target* Medical Research Council. Human Nutrition Research. 2005; Available from: <http://www.food.gov.uk/>
- Taylor RS, Ashton KE, Moxham T, *et al.* Reduced dietary salt for the prevention of cardiovascular disease. *Cochrane Database Syst Rev* 2011(7):CD009217.
- He FJ, MacGregor GA. Effect of modest salt reduction on blood pressure: a meta-analysis of randomized trials. Implications for public health. *J Hum Hypertens* 2002;16:761–70.
- Calhoun DA, Jones D, Textor S, *et al.* Resistant hypertension: diagnosis, evaluation, and treatment: a scientific statement from the American Heart Association Professional Education Committee of the Council for High Blood Pressure Research. *Circulation* 2008;117:e510–26.
- Pimenta E, Gaddam KK, Oparil S, *et al.* Effects of dietary sodium reduction on blood pressure in subjects with resistant hypertension: results from a randomized trial. *Hypertension* 2009;54:475–81.
- de Brito-Ashurst I, Perry L, Sanders TA, *et al.* Barriers and facilitators of dietary sodium restriction amongst Bangladeshi chronic kidney disease patients. *J Hum Nutr Diet* 2011;24:86–95.
- Community Kitchen UK, CKUK Improving diet and health in vulnerable communities with fresh food, friendship & fun. 2008. Available from HYPERLINK "http://www.communitykitchens.org.uk/" http://www.communitykitchens.org.uk
- O'Brien E, Asmar R, Beilin L, *et al.* European Society of Hypertension recommendations for conventional, ambulatory and home blood pressure measurement. *J Hypertens* 2003;21:821–48.
- Ryan CG, Grant PM, Tigbe WW, *et al.* The validity and reliability of a novel activity monitor as a measure of walking. *Br J Sports Med* 2006;40:779–84.
- Appel LJ, Champagne CM, Harsha DW, *et al.* Effects of comprehensive lifestyle modification on blood pressure control: main results of the PREMIER clinical trial. *JAMA* 2003;289:2083–93.
- Health Do. *White paper: Choosing health—making healthy choices easier*. London: DoH, 2004.
- Forte JG, Miguel JM, Miguel MJ, *et al.* Salt and blood pressure: a community trial. *J Hum Hypertens* 1989;3:179–84.
- Ni H, Nauman D, Burgess D, *et al.* Factors influencing knowledge of and adherence to self-care among patients with heart failure. *Arch Intern Med* 1999;159:1613–19.
- Masango M, Khokhar S. Domestic use of salt shows high salt consumption in Black Africans and Indian Asians associated with a very low awareness level of national salt guidelines. Proceedings of the Nutrition Society, 2009:E153.
- Paoletti E, Bellino D, Amidone M, *et al.* Relationship between arterial hypertension and renal damage in chronic kidney disease: insights from ABPM. *J Nephrol* 2006;19:778–82.
- Shimada K, Kawamoto A, Matsubayashi K, *et al.* Silent cerebrovascular disease in the elderly. Correlation with ambulatory pressure. *Hypertension* 1990;16:692–9.
- Timio M, Venanzi S, Lolli S, *et al.* "Non-dipper" hypertensive patients and progressive renal insufficiency: a 3-year longitudinal study. *Clin Nephrol* 1995;43:382–7.
- Fagard RH, Celis H, Thijs L, *et al.* Daytime and nighttime blood pressure as predictors of death and cause-specific cardiovascular events in hypertension. *Hypertension* 2008;51:55–61.
- Verdecchia P, Porcellati C, Schillaci G, *et al.* Ambulatory blood pressure. An independent predictor of prognosis in essential hypertension. *Hypertension* 1994;24:793–801.
- Damasceno A, Caupers P, Santos A, *et al.* Influence of salt intake on the daytime-nighttime blood pressure variation in normotensive and hypertensive black subjects. *Rev Port Cardiol* 2000;19:315–29.
- Ganda OP, Fonseca VA. Salt sensitivity, insulin resistance, and public health in India. *Endocr Pract* 2010;16:940–4.
- MacGregor GA, Markandu ND, Sagnella GA, *et al.* Double-blind study of three sodium intakes and long-term effects of sodium restriction in essential hypertension. *Lancet* 1989;2:1244–7.
- Cappuccio FP, Markandu ND, Carney C, *et al.* Double-blind randomised trial of modest salt restriction in older people. *Lancet* 1997;350:850–4.
- Slagman MC, Waanders F, Hemmelder MH, *et al.* Moderate dietary sodium restriction added to angiotensin converting enzyme inhibition compared with dual blockade in lowering proteinuria and blood pressure: randomised controlled trial. *BMJ* 2011;343:d4366.

Low-salt program for Bangladeshi CKD patients in East London

| Months | Duration | Tasks | Components |
|---|-------------------------|---|---|
| 1 st | 1 hour | Initial session with researcher and Bengali key worker | 24hrs urine bottle given and collecting method explained Ambulatory blood pressure (BP) monitor attached for 24hrs Following day – participant return 24h bottle and BP monitor |
| 1 st (2 weeks later) | 1 & 1/2h to 2h | | Participant and family members Key worker to facilitate session; if non-English speaker Participants shown and given results of 24h urinary sodium and 24h BP measurement Session based on written low-salt tailored advice Salt reducing goals set with participants |
| 2 nd | 3hrs each session | | Participants, or cooking family member to attend Two weekly consecutive sessions |
| 3 rd 4 th 5 th | 10-15 mins each call | Fortnightly telephone calls to reinforce health message | Same Bengali key worker facilitating CKUK sessions ring patients every two weeks Phone calls to reinforce dietary advice discussed in sessions Phone calls to review and discuss participants' goals |
| 6 th | 1 & 1/2h to 2h | Final dietetic session with researcher | Participants shown final results of 24h sodium and BP results Goals and achievement reviewed Discuss reinforcement and follow up by renal dietitians in the Trust |

Framework for introductory dietetic session facilitated by Bangladeshi key worker

| Session framework | |
|--------------------------|--|
| Introduction | Session conducted at a hospital meeting room/ All seated around a large oval table Tea / coffee / water / squash and plain biscuits available Bengali key worker introduces herself and researcher Participants and family members are introduced/ Session formatting explained |
| Measuring salt | A range of regular utensils used by Bangladeshi community to add salt to cooking presented Participant or cooking family member asked to; choose their regular utensil for salt, measure their customary amount salt usually added to cooking & estimate weight of salt weigh this amount of salt that is added to cooking |
| Salt intake | Salt intake discussed as; amount salt added to cooking/ estimated salt intake from meals/ salt present in foods results of 24hrs urinary sodium test given Ways to reduce dietary salt intake from tailored low-salt information sheet discussed |
| Blood pressure measures | Results 24hrs ambulatory blood pressure given and explained to participants Benefits of blood pressure decrease, mainly in kidney and heart disease, discussed Effect of salt reduction on blood pressure discussed |
| <i>Goal setting</i> | Goal setting by participants for gradual reduction of salt added to cooking |

Framework for community kitchen cooking sessions

| CKUK session framework | |
|-------------------------------|--|
| Introduction | Facilitator introduces herself and researcher House safety are explained Session formatting explained |
| Cooking | Participants are split into groups of 2-3 Participants are given recipes and ingredients Each group to cook 1-2 dishes with ½ recipe salt; added extra coriander and chillies One group to cook same dishes with full amount salt |
| During cooking | Participants are asked to weigh their usual amount of added salt at home cooking Salt added to cooking & consequences of high salt intake is discussed Target reductions set by participants |
| End of session | Participants to blind taste dishes with reduced and normal amount salt Taste differences discussed Participants to take portions to family to try |
| Plan following session | Recipes discussed for following week Participant appointed to buy ingredients Money for ingredients provided by researcher |
| <i>Last session</i> | At the end of 2 nd and last session – evaluation discussion by participants |